

VENUS INDUSTRIES



AN ISO 9001:2015 CERTIFIED COMPANY

ADDRESS: 762/1, VAZHUTHALAMPEDU ROAD, KUNDRATHUR-600069.



: 9840017448, 9003157159, 6379276059, 6379012021



: SAAMY MINI TILLER








: VENUSIN7@GMAIL.CO

















: WWW.SAAMYTILLERS.COM








VIS POWER WEEDER LIST








S.NO	IMAGE	SPECIFICATION
1		<p>MODEL: VIS 90 POWER WEEDER FUEL: PETROL HP: 7 HP , BELT TRANSMISSION ENGINE TYPE: 4-STROKE, SINGLE CYLINDER , AIR COOLED, OHV ENGINE. BLADES: 32 BLADES WITH END DISK, WITH 4.0/8 TYRES START: MANUAL START. GEARS: 2 FORWARD & 1 REVERSE</p>
2		<p>MODEL: VIS 80 POWER WEEDER FUEL: PETROL HP: 7HP , BELT TRANSMISSION ENGINE TYPE: 4-STROKE, SINGLE CYLINDER , AIR COOLED, OHV ENGINE. BLADES: 32 NO'S WITH END DISK , WITH 4.0/8 TYRES START: MANUAL START. GEARS: 2 FORWARD & 1 REVERSE</p>
3		<p>MODEL: VIS 500 POWER WEEDER FUEL: PETROL HP: 7 HP , BELT TRANSMISSION ENGINE TYPE: 4-STROKE, SINGLE CYLINDER , AIR COOLED, OHV ENGINE. BLADES: 24 BLADES WITH END DISK AND SOLID TYRE START: MANUAL START. GEARS: 2 FORWARD & 1 REVERSE</p>
4		<p>MODEL: VIS 500 POWER WEEDER FUEL: PETROL HP: 7 HP , BELT TRANSMISSION ENGINE TYPE: 4-STROKE, SINGLE CYLINDER , AIR COOLED, OHV ENGINE. BLADES: 24 BLADES WITH END DISK AND 4.0/8 TYRES START: MANUAL START. GEARS: 2 FORWARD & 1 REVERSE</p>
5		<p>MODEL: VIS MDY POWER WEEDER WITH HONDA ENGINE FUEL: PETROL HP: 7 HP , BELT TRANSMISSION ENGINE TYPE: 4-STROKE, SINGLE CYLINDER , AIR COOLED, OHV ENGINE. BLADES: 24 BLADES WITH END DISK START: MANUAL START. GEARS: 2 FORWARD & 1 REVERSE</p>








6		<p>MODEL: VIS 100P POWER WEEDER FUEL: PETROL HP: 7HP ENGINE TYPE: 4-STROKE, SINGLE CYLINDER , AIR COOLED, OHV ENGINE. BLADES: 32 BLADES WITH END DISK,WITH 4.0/8 TYRES. START: MANUAL START. GEARS: 2 FORWARD & 1 REVERSE</p>
7		<p>MODEL: VIS 1000 FUEL: PETROL HP: 7HP ENGINE TYPE: 4-STROKE, SINGLE CYLINDER , AIR COOLED, OHV ENGINE. BLADES: 32 BLADES WITH END DISK, WITH 4.0/8 TYRES START: MANUAL START. GEARS: 2 FORWARD & 1 REVERSE</p>
8		<p>MODEL: VIS 1000 WITH ADJUSTIBLE RIDGER FUEL: PETROL HP: 7HP ENGINE TYPE: 4-STROKE, SINGLE CYLINDER , AIR COOLED, OHV ENGINE. BLADES: 32 BLADES WITH END DISK, WITH 4.0/8 TYRES START: MANUAL START. GEARS: 2 FORWARD & 1 REVERSE</p>
9		<p>MODEL: VIS 1000M POWER WEEDER FUEL: PETROL HP: 7HP ENGINE TYPE: 4-STROKE, SINGLE CYLINDER , AIR COOLED, OHV ENGINE. BLADES: 32 BLADES WITH END DISK ,WITH 4.0/8 TYRES START: MANUAL START. GEARS: 2 FORWARD & 1 REVERSE</p>
10		<p>MODEL: VIS 1000S HEAD LIGHT POWER WEEDER FUEL: PETROL HP: 7HP ENGINE TYPE: 4-STROKE, SINGLE CYLINDER , AIR COOLED, OHV ENGINE. BLADES: 32 BLADES WITH END DISK,WITH 4.0/8 TYRES START: MANUAL START. GEARS: 2 FORWARD & 1 REVERSE</p>
11		<p>MODEL: VIS 1000R YELLOW POWER WEEDER WITH RIDGER FUEL: PETROL HP: 7HP ENGINE TYPE: 4-STROKE, SINGLE CYLINDER , AIR COOLED, OHV ENGINE. BLADES: 32 BLADES WITH END DISK,WITH 4.0/8 TYRES START: MANUAL START. GEARS: 2 FORWARD & 1 REVERSE</p>
12		<p>MODEL: VIS 1000R RED COLOUR POWER WEEDER WITHOUT RIDGER FUEL: PETROL HP: 7HP ENGINE TYPE: 4-STROKE, SINGLE CYLINDER , AIR COOLED, OHV ENGINE. BLADES: 32 BLADES WITH END DISK,WITH 4.0/8 TYRES START: MANUAL START. GEARS: 2 FORWARD & 1 REVERSE</p>

13		<p>MODEL: VIS 1000LR HEAD LIGHT POWER WEEDER- RED AND YELLOW COLOUR FUEL: PETROL HP: 7HP ENGINE TYPE: 4-STROKE, SINGLE CYLINDER , AIR COOLED, OHV ENGINE. BLADES: 32 BLADES WITH END DISK, WITH 4.0/8 TYRES START: MANUAL START. GEARS: 2 FARWARD & 1 REVERSE</p>
14		<p>MODEL: VIS 1000ECM POWER WEEDER FUEL: PETROL HP: 7 HP ENGINE TYPE: 4-STROKE, SINGLE CYLINDER , AIR COOLED, OHV ENGINE. BLADES: 24 NO'S OF BLADES ,WITH 4.0/8 TYRES START: MANUAL START. GEARS: 2 FARWARD, 1 REVERSE</p>
15		<p>MODEL: VIS 1000ML POWER WEEDER WITH HEAD LIGHT FUEL: PETROL HP: 7HP ENGINE TYPE: 4-STROKE, SINGLE CYLINDER , AIR COOLED, OHV ENGINE. BLADES: 24 NO'S OF BLADES START: MANUAL START. GEARS: 2 FARWARD AND 1 REVERSE</p>
16		<p>MODEL: VIS 1000LH HEAD LIGHT POWER WEEDER FUEL: PETROL HP: 7HP ENGINE TYPE: 4-STROKE, SINGLE CYLINDER , AIR COOLED, OHV ENGINE. BLADES: 32 BLADES WITH END DISK,WITH 4.0/8 TYRES START: MANUAL START. GEARS: 2 FARWARD & 1 REVERSE</p>
17		<p>MODEL: VIS 600M POWER WEEDER FUEL: PETROL HP: 7HP ENGINE TYPE: 4-STROKE, SINGLE CYLINDER , AIR COOLED, OHV ENGINE. BLADES: 24 NO'S OF BLADES START: MANUAL START. GEARS: 2 FARWARD AND 1 REVERSE</p>
18		<p>MODEL: VIS 600M-SA POWER WEEDER WITH SHOCK ABSORBER FUEL: PETROL HP: 7HP ENGINE TYPE: 4-STROKE, SINGLE CYLINDER , AIR COOLED, OHV ENGINE. BLADES: 24 NO'S OF BLADES START: MANUAL START. GEARS: 2 FARWARD AND 1 REVERSE</p>
19		<p>MODEL: VIS 95DS WITH KAMA ENGINE FUEL: DIESEL HP: 5HP ENGINE TYPE: 4-STROKE, SINGLE CYLINDER , AIR COOLED, OHV ENGINE. BLADES: 32 NO'S OF BLADES WITH END DISK, 4.0/8 TYRES START: MANUAL START. GEARS: 2 FARWARDS & 1 REVRESE</p>


20		<p>MODEL: VIS 95D-SK POWER WEEDER FUEL: DIESEL HP: 5HP ENGINE TYPE: 4-STROKE, SINGLE CYLINDER , AIR COOLED, OHV ENGINE. BLADES: 32 NO'S OF BLADES START: MANUAL START AND SELF START WITH BATTERY GEARS: 2 FARWARD AND 1 REVERSE</p>
21		<p>MODEL: VIS 95DR YELLOW WITH RIDGER FUEL: DIESEL HP: 5HP ENGINE TYPE: 4-STROKE, SINGLE CYLINDER , AIR COOLED, OHV ENGINE. BLADES: 32 NO'S OF BLADES WITH END DISK, 4.0/8 TYRES START: MANUAL START. GEARS: 2 FARWARDS & 1 REVERSE</p>
22		<p>MODEL: VIS 95DR RED WITHOUT RIDGER FUEL: DIESEL HP: 5HP ENGINE TYPE: 4-STROKE, SINGLE CYLINDER , AIR COOLED, OHV ENGINE. BLADES: 32 NO'S OF BLADES WITH END DISK, 4.0/8 TYRES START: MANUAL START. GEARS: 2 FARWARDS & 1 REVERSE</p>
23		<p>MODEL: VIS-135E STANDARD MODEL HP: 9HP ENGINE TYPE: 4-STROKE, SINGLE CYLINDER , AIR COOLED, OHV ENGINE. BLADES: 40 NO'S OF DRYLAND BLADES WITH END DISK, WITH 4.0/8 TYRES START: MANUAL AND SELF START. GEARS: 2 FARWARD AND 1 REVERSE</p>
24		<p>MODEL: VIS 135ER HEAVY DUTY POWER WEEDER FUEL: DIESEL HP: 9HP ENGINE TYPE: 4-STROKE, SINGLE CYLINDER , AIR COOLED, OHV ENGINE. BLADES: 40 NO'S OF DRYLAND BLADES, WITH 5.0/12 TYRES START: MANUAL START & SELF START. GEARS: 2 FARWARD & 1 REVERSE</p>
25		<p>MODEL: VIS 135E-R HEAD LIGHT POWER WEEDER FUEL: DIESEL HP: 9HP ENGINE TYPE: 4-STROKE, SINGLE CYLINDER , AIR COOLED, OHV ENGINE. BLADES: 40 NO'S BLADES START: MANUAL START. GEARS: 2 FARWARD AND 1 REVERSE</p>
26		<p>MODEL: VIS-135ES HEAVY DUTY MODEL WITH RIDGER HP: 9HP ENGINE TYPE: 4-STROKE, SINGLE CYLINDER , AIR COOLED, OHV ENGINE. BLADES: 40 NO'S OF DRYLAND BLADES & 32NO'S OF WETLAND BLADES, WITH 5.0/12 TYRES START: MANUAL AND SELF START WITH BATTERY GEARS: 2 FARWARD AND 1 REVERSE</p>








27		<p>MODEL: VIS-135ES HEAVY DUTY LIGHT MODEL POWER WEEDER WITH RIDGER HP: 9HP ENGINE TYPE: 4-STROKE, SINGLE CYLINDER , AIR COOLED, OHV ENGINE. BLADES: 40 NO'S OF DRYLAND BLADES & 32NO'S OF WETLAND BLADES, WITH 5.0/12 TYRES START: MANUAL AND SELF START WITH BATTERY GEARS: 2 FARWARD AND 1 REVERSE</p>
28		<p>MODEL: VIS-135E WITH HEADLIGHT POWER WEEDER HP: 9HP ENGINE TYPE: 4-STROKE, SINGLE CYLINDER , AIR COOLED, OHV ENGINE. BLADES: 40 NO'S OF DRYLAND BLADES WITH END DISK, WITH 4.0/8 TYRES START: MANUAL AND SELF START. GEARS: 2 FARWARD AND 1 REVERSE</p>
29		<p>MODEL: VIS-135EM HEAVY DUTY MODEL WITH RIDGER HP: 9HP ENGINE TYPE: 4-STROKE, SINGLE CYLINDER , AIR COOLED, OHV ENGINE. BLADES: 40 NO'S OF DRYLAND BLADES & 32NO'S OF WETLAND BLADES, WITH 5.0/12 TYRES START: MANUAL AND SELF START WITH BATTERY GEARS: 2 FARWARD AND 1 REVERSE</p>
30		<p>MODEL:VIS-135EM+ CLUTCH TURNING HEAVY DUTY MODEL HP: 9HP ENGINE TYPE: 4-STROKE, SINGLE CYLINDER , AIR COOLED, OHV ENGINE. BLADES: 40 NO'S OF DRYLAND BLADES & 32NO'S OF WETLAND BLADES, 5.0/12 TYRES START: MANUAL AND SELF START WITH BATTERY GEARS: 2 FARWARD AND 1 REVERSE</p>
31		<p>MODEL: VIS 135E-STRONG POWER WEEDER FUEL: DIESEL HP: 9HP ENGINE TYPE: 4-STROKE, SINGLE CYLINDER , AIR COOLED, OHV ENGINE. BLADES: 40 NO'S BLADES START: MANUAL START. GEARS: 2 FARWARD & 1 REVERSE</p>
32		<p>MODEL: VIS 135E-LH HEAD LIGHT POWER WEEDER FUEL: DIESEL HP: 9HP ENGINE TYPE: 4-STROKE, SINGLE CYLINDER , AIR COOLED, OHV ENGINE. BLADES: 40 NO'S BLADES START: MANUAL START. GEARS:</p>
33		<p>MODEL: VIS-620A-1 BACKROTARY POWER WEEDER FUEL: DIESEL HP: 6HP ENGINE TYPE: 4-STROKE, SINGLE CYLINDER , AIR COOLED, OHV ENGINE. BLADES: 2 SETS OF DITCHING BLADES, WITH 1 SET OF CAGE WHEEL AND 3.50/6 SOLID TYRE. START: MANUAL START. GEARS: 2 FARWARD & 1 REVERSE</p>








34		<p>MODEL: VIS-9000 PTO DOUBLE DIRECTION BACKROTARY POWER WEEDER FUEL: DIESEL HP: 9HP</p> <p>ENGINE TYPE: 4-STROKE, SINGLE CYLINDER , AIR COOLED, OHV ENGINE.</p> <p>BLADES: 2 SETS OF DITCHING BLADES AND 1 SET OF DRYLAND BLADES, 4.0/8 TYRES AND 1 SET OF CAGE WHEEL</p> <p>START: MANUAL AND SELF START WITH BATTERY GEARS: 3 FORWARD & 1 REVERSE</p>
35		<p>MODEL: VIS-9000 PTO SINGLE DIRECTION BACKROTARY POWER WEEDER FUEL: DIESEL HP: 9HP</p> <p>ENGINE TYPE: 4-STROKE, SINGLE CYLINDER , AIR COOLED, OHV ENGINE.</p> <p>BLADES: 2 SETS OF DITCHING BLADES AND 1 SET OF DRYLAND BLADES, 4.0/8 TYRES AND 1 SET OF CAGE WHEEL</p> <p>START: MANUAL AND SELF START WITH BATTERY GEARS: 3 FORWARD & 1 REVERSE</p>
36		<p>MODEL: VIS-9000 PTO DOUBLE DIRECTION CLUTCH TURNING BACKROTARY POWER WEEDER FUEL: DIESEL HP: 9HP</p> <p>ENGINE TYPE: 4-STROKE, SINGLE CYLINDER , AIR COOLED, OHV ENGINE.</p> <p>BLADES: 2 SETS OF DITCHING BLADES AND 1 SET OF DRYLAND BLADES, 4.0/8 TYRES AND 1 SET OF CAGE WHEEL</p> <p>START: MANUAL AND SELF START WITH BATTERY GEARS: 3 FORWARD & 1 REVERSE</p>
37		<p>MODEL: VIS-126DR POWER WEEDER FUEL: DIESEL HP: 6 HP</p> <p>ENGINE TYPE: 4-STROKE, SINGLE CYLINDER , AIR COOLED, OHV ENGINE. BLADES: 32 NO'S OF BLADES, WITH 5.0/12 TYRES</p> <p>START: MANUAL START.</p> <p>GEARS: 2 FORWARD & 1 REVERSE</p>
38		<p>MODEL: VIS-126D POWER WEEDER FUEL: DIESEL HP: 6 HP</p> <p>ENGINE TYPE: 4-STROKE, SINGLE CYLINDER , AIR COOLED, OHV ENGINE. BLADES: 32 NO'S OF BLADES, WITH 5.0/12 TYRES</p> <p>START: MANUAL START.</p> <p>GEARS: 2 FORWARD & 1 REVERSE</p>
39		<p>MODEL: VIS 126-DSB FUEL: DIESEL HP:9 HP</p> <p>ENGINE TYPE: 4-STROKE, SINGLE CYLINDER , AIR COOLED, OHV ENGINE. BLADES: 40 NO'S OF BLADES,WITH 5.0/12 TYRES</p> <p>START: MANUAL START.</p> <p>GEARS: 2 FORWARD & 1 REVERSE</p>
40		<p>MODEL: VIS 126 DS POWER WEEDER FUEL: DIESEL HP: 7HP</p> <p>ENGINE TYPE: 4-STROKE, SINGLE CYLINDER , AIR COOLED, OHV ENGINE. BLADES: 32 NO'S BLADES WITH END DISK & 4.0/8 TYRES</p> <p>START: MANUAL START. GEARS:</p>








41		<p>MODEL: VIS-720D BACKROTARY POWER WEEDER FUEL: DIESEL HP: 9HP</p> <p>ENGINE TYPE: 4-STROKE, SINGLE CYLINDER , AIR COOLED, OHV ENGINE.</p> <p>BLADES: 1 SETS OF DITCHING BLADES AND 1 SET OF DRYLAND BLADES, 4.0/8 TYRES AND 1 SET OF CAGE WHEEL</p> <p>START: MANUAL AND SELF START WITH BATTERY GEARS: 5 FORWARD & 1 REVERSE</p>
42		<p>MODEL: VIS-108BR BACKROTARY POWER WEEDER FUEL: PETROL HP: 7HP</p> <p>ENGINE TYPE: 4-STROKE, SINGLE CYLINDER , AIR COOLED, OHV ENGINE.</p> <p>BLADES: 1SETS OF 8NO'S DITCHING BLADES AND 1 SET OF 12NO'S DRYLAND BLADES, 4.0/8 SOLID TYRES</p> <p>START: MANUAL GEARS:</p>
43		<p>MODEL: VIS F/R 621 FUEL: PETROL HP: 8.5HP</p> <p>ENGINE TYPE: 4-STROKE, SINGLE CYLINDER , AIR COOLED, OHV ENGINE. BLADES: 24 NO'S OF BLADES , 1 SET OF CAGE WHEEL</p> <p>START: MANUAL START. GEARS:</p>
44		<p>MODEL: VIS 550 POWER WEEDER FUEL: PETROL HP: 7 HP, BELT TRANSMISSION</p> <p>ENGINE TYPE: 4-STROKE, SINGLE CYLINDER , AIR COOLED, OHV ENGINE. BLADES: 24 NO'S , WITH 3.5/4 SOLID TYRES</p> <p>START: MANUAL START. GEARS: NONE</p>
45		<p>MODEL: VIS-1770 POWER WEEDER FUEL: PETROL HP: 9HP</p> <p>ENGINE TYPE: 4-STROKE, SINGLE CYLINDER , AIR COOLED, OHV ENGINE. BLADES: 40 NO'S OF DRYLAND BLADES WITH END DISK, WITH 5.0/12TYRES START: MANUAL .</p> <p>GEARS: 2 FORWARD AND 1 REVERSE</p>
46		<p>MODEL: VIS-1700 POWER WEEDER FUEL: PETROL HP: 7HP</p> <p>ENGINE TYPE: 4-STROKE, SINGLE CYLINDER , AIR COOLED, OHV ENGINE. BLADES: 32 NO'S OF DRYLAND BLADES WITH END DISK, WITH 4.0/8 TYRES START: MANUAL .</p> <p>GEARS: 2 FORWARD AND 1 REVERSE</p>
47		<p>MODEL: VIS 100H POWER WEEDER FUEL: PETROL HP: 7HP</p> <p>ENGINE TYPE: 4-STROKE, SINGLE CYLINDER , AIR COOLED, OHV ENGINE. BLADES: 25 BLADES WITH END DISK, WITH SOLID TYRE</p> <p>START: MANUAL START.</p> <p>GEARS: 2 FORWARD & 1 REVERSE</p>





48		<p>MODEL: VIS-109H BACKROTARY POWER WEEDER FUEL: PETROL HP: 7 HP ENGINE TYPE: 4-STROKE, SINGLE CYLINDER , AIR COOLED, OHV ENGINE. BLADES: 12 SETS OF DITCHING BLADES, WITH SOLID TYRE. START: MANUAL START. GEARS: 1 FORWARD & 1 REVERSE</p>
49		<p>MODEL: VIS W680 FUEL: PETROL WITH OIL MIX HP: 3 ENGINE TYPE: 2-STROKE, SINGLE CYLINDER. BLADES:16 NO'S OF BLADES START: MANUAL START. GEARS: NONE</p>
50		<p>MODEL: VIS-91-20 HIGH SPEED WEEDER CUM BUND MAKER FUEL: PETROL HP: 7HP ENGINE TYPE: 4-STROKE, SINGLE CYLINDER , AIR COOLED, OHV ENGINE. BLADES: 6 NO'S OF BLADES ATTACHED WITH WEEDER WEEDING WIDTH: 200mm START: MANUAL . GEARS: NONE</p>
51		<p>MODEL: VIS-91-28+ HIGH SPEED WEEDER CUM BUND MAKER FUEL: PETROL HP: 7HP ENGINE TYPE: 4-STROKE, SINGLE CYLINDER , AIR COOLED, OHV ENGINE. BLADES: 6 NO'S OF BLADES ATTACHED WITH WEEDER WEEDING WIDTH: 280mm START: MANUAL . GEARS: NONE</p>
52		<p>MODEL: VIS-91-38 HIGH SPEED WEEDER CUM BUND MAKER FUEL: PETROL HP: 7HP ENGINE TYPE: 4-STROKE, SINGLE CYLINDER , AIR COOLED, OHV ENGINE. BLADES: 6 NO'S OF BLADES ATTACHED WITH WEEDER WEEDING WIDTH: 380mm START: MANUAL . GEARS: NONE</p>
53		<p>MODEL: VIS-91-38+ HIGH SPEED WEEDER CUM BUND MAKER FUEL: PETROL HP: 7HP ENGINE TYPE: 4-STROKE, SINGLE CYLINDER , AIR COOLED, OHV ENGINE. BLADES: 6 NO'S OF BLADES ATTACHED WITH WEEDER WEEDING WIDTH: 380mm START: MANUAL . GEARS: NONE</p>
54		<p>MODEL: VIS-91-45+ HIGH SPEED WEEDER CUM BUND MAKER FUEL: PETROL HP: 7HP ENGINE TYPE: 4-STROKE, SINGLE CYLINDER , AIR COOLED, OHV ENGINE. BLADES: 6 NO'S OF BLADES ATTACHED WITH WEEDER WEEDING WIDTH: 450mm START: MANUAL . GEARS: NONE</p>

55		<p>MODEL: VIS-91-52+ HIGH SPEED WEEDER CUM BUND MAKER FUEL: PETROL HP: 7HP ENGINE TYPE: 4-STROKE, SINGLE CYLINDER , AIR COOLED, OHV ENGINE. BLADES: 6 NO'S OF BLADES ATTACHED WITH WEEDER WEEDING WIDTH: 520mm START: MANUAL . GEARS: NONE</p>
56		<p>MODEL: CHAFF CUTTER WITH 3 BLADES MOTOR: 2HP SINGLE PHASE MOTOR</p>
57		<p>MODEL: VIS 2 IN 1 CHAFF CUTTER CUM PULVERIZER MOTOR: 3HP SINGLE PHASE MOTOR</p>
58		<p>MODEL: VIS 9ZT-0.4M CHAFF CUTTER MOTOR : SINGLE PHASE MOTOR</p>
59		<p>MODEL: VIS 9ZT-0.4H CHAFF CUTTER WITH CONVEYOR MOTOR : SINGLE PHASE MOTOR</p>
60		<p>MODEL: VIS EMB11 SUCTION: 75mm DELIVERY: 65mm TYPE: MONOBLOCK PUMP HEAD: 18mts DISCHARGE: 960 lph</p>
61		<p>MODEL: EMB 10 SUCTION: 65mm DELIVERY: 50mm TYPE: MONOBLOCK PUMP HEAD: 18 mts DISCHARGE: 660 LPH</p>

62		<p>MODEL: EMB 7 SUCTION: 50mm DELIVERY 55mm TYPE: MONOBLOCK PUMP HEAD: 7mts DELIVERY: 14 mts DISCHARGE: 550 lph</p>
63		<p>MODEL:VIS 12 ENGINE FUEL: PETROL AND DIESEL</p>
64		<p>MODEL: VIS REAPER ATTACHMENT FOR POWER WEEDER CUTTING WIDTH: 5 FEET CAPACITY: 0.5 ACRES/HOUR GRAIN TANK CAPACITY: UPTO 500LTS</p>
65		<p>MODEL: VIS 460 REAPER STANDARD MODEL ENGINE: 170F/P ENGINE FUEL: PETROL OPERATIONAL WIDTH: 3.25 FEET</p>
66		<p>MODEL: VIS TROLLEY TYPE BRUSH CUTTER ENGINE: 2 STROKE, 52CC FUEL : PETROL CUM OIL MIX</p>
67		<p>MODEL: VIS 4 STROKE TROLLEY TYPE BRUSH CUTTER ENGINE: 4 STROKE, GX 35 ENGINE FUEL : PETROL</p>
68		<p>MODEL: TWO ROW PADDY WEEDER HARVESTING CUM BUSH CUTTER-II, FLOAT MODEL ENGINE: 2 STROKE, 52CC ENGINE FUEL: PETROL CUM OIL MIX OPERATION WIDTH:</p>


69		<p>MODEL: TWO ROW PADDY WEEDER HARVESTING CUM BUSH CUTTER-II, PIPE MODEL</p> <p>ENGINE: 2 STROKE, 52CC ENGINE</p> <p>FUEL: PETROL CUM OIL MIX OPEARTIONAL WIDTH:</p>
70		<p>MODEL: TWO ROW PADDY WEEDER HARVESTING CUM BUSH CUTTER-1, 52CC ENGINE:</p> <p>52CC , 2 STROKE</p> <p>NO. OF ROWS: 2 ROWS WEEDING WIDTH: 100mm</p> <p>WHEEL TO WHEEL DISTANCE: 100mm</p>
71		<p>MODEL: TWO ROW PADDY WEEDER HARVESTING CUM BUSH CUTTER-1, 68CC ENGINE:</p> <p>68CC , 2 STROKE</p> <p>NO. OF ROWS: 2 ROWS WEEDING WIDTH: 100mm</p> <p>WHEEL TO WHEEL DISTANCE: 100mm</p>
72		<p>MODEL: VIS SEVEN ROW PADDY WEEDER, WEEDER ATTACHMENT</p>
73		<p>MODEL: VIS 8 INCH 5 ROW PADDY WEEDER, WEEDER ATTACHMENT</p>
74		<p>MODEL: VIS DRUM SEEDER NO. OF ROWS: 8 ROWS</p> <p>OPERATION WIDTH: 8INCH/12 INCH</p>
75		<p>MODEL: WP 30 FUEL: PETROL</p> <p>INLET AND OUTLET SIZE: 3" MAX FLOW: 60M³/HOUR SUCTION HEIGHT: 8 METERS</p> <p>MAX. PUMP HEIGHT: 28 METERS</p>








76		<p>MODEL: WP 20 FUEL: PETROL</p> <p>INLET AND OUTLET SIZE: 2" MAX FLOW: 30M³/HOUR SUCTION HEIGHT: 8 METERS</p> <p>MAX. PUMP HEIGHT: 27 METERS</p>
77		<p>MODEL: WP 15 FUEL: PETROL</p> <p>INLET AND OUTLET SIZE: 1.5" MAX FLOW: 13M³/HOUR SUCTION HEIGHT: 7 METERS</p> <p>MAX. PUMP HEIGHT: 21 METERS</p>
78		<p>MODEL: WP 30 FUEL: PETROL</p> <p>INLET AND OUTLET SIZE: 3" MAX FLOW: 60M³/HOUR SUCTION HEIGHT: 8 METERS</p> <p>MAX. PUMP HEIGHT: 28 METERS</p>
79		<p>MODEL: WP 30D FUEL: DIESEL</p> <p>INLET AND OUTLET SIZE: 3" MAX FLOW: 60M³/HOUR SUCTION HEIGHT: 8 METERS</p> <p>MAX. PUMP HEIGHT: 28 METERS</p>
80		<p>MODEL: WP 40D FUEL: DIESEL</p> <p>INLET AND OUTLET SIZE: 4" MAX FLOW: 60M³/HOUR SUCTION HEIGHT: 8 METERS</p> <p>MAX. PUMP HEIGHT: 28 METERS</p>
81		<p>MODEL: VIS GEAR WEEDER REAR FIXING SELF PRIMING 2*2 PUMP PUMP INLET: 2 INCHES</p> <p>PUMP OUTLET: 2 INCHES</p>
82		<p>MODEL: VIS 68CC ENGINE ENGINE: 2 STROKE ENGINE, FUEL: PETROL WITH OIL MIX</p>








83		MODEL: 170F/P ENGINE FOR VIS 500 HP: 7HP FUEL : PETROL START: RECOIL START
84		MODEL: 170F/P ENGINE FOR GEAR WEEDERS HP: 7HP FUEL : PETROL START: RECOIL START
85		MODEL: 186FA HP: 9 HP FUEL : DIESEL START: RECOIL/ ELECTRIC START
86		MODEL: 173F HP: 5 HP FUEL : DIESEL START: RECOIL / ELECTRIC START
87		MODEL: 178F HP: 6 HP FUEL : DIESEL START: RECOIL/ELECTRIC START
88		MODEL: VIS 90GRADE OIL PURPOSE: GEARBOX PURPOSE QUANTITY: 1 LTS PER CAN QUANTITY PER BOX: 20 CANS/20 LTS
89		MODEL: VIS 90GRADE OIL PURPOSE: GEARBOX PURPOSE QUANTITY: 1 LTS PER CAN







90		<p>MODEL: VIS 20W40 OIL</p> <p>PURPOSE: ENGINE AND AIR FILTER PURPOSE QUANTITY: 0.5 LTS PER CAN</p> <p>QUANTITY PER BOX: 30 CANS/15 LTS</p>
91		<p>MODEL: VIS 20W40 OIL</p> <p>PURPOSE: ENGINE AND AIR FILTER PURPOSE QUANTITY: 0.5 LTS PER CAN</p>
92		<p>MODEL: VIS 2 IN 1 BATTERY SPRAYER CAPACITY: 16 LTS</p> <p>OPERATION: MANUAL AND BATTERY WORKING TIME PER CHARGE: 4 HOURS BATTERY: 12V,12AH</p>
93		<p>MODEL: VIS DOUBLE PUMP SPRAYER CAPACITY: 18 LTS</p> <p>OPERATION: BATTERY</p> <p>WORKING TIME PER CHARGE: 4 HOURS BATTERY: 12V,12AH</p>
94		<p>MODEL: VIS DOUBLE PUMP BATTERY SPRAYER CAPACITY: 16 LTS</p> <p>OPERATION: BATTERY</p> <p>WORKING TIME PER CHARGE: 4 HOURS BATTERY: 12V,12AH</p>
95		<p>MODEL: 708 SPRAYER</p> <p>ENGINE: 2 STROKE PETROL ENGINE PLUNGER DIA: 18mm</p> <p>TANK CAPACITY: 20 Lts</p> <p>OUTPUT: 8lts/hr PRESSURE: 25-30kg/cm²</p>
96		<p>MODEL: VIS MANUAL PUSH SEEDER NO. OF TEETH: 12 TEETH</p>

97		MODEL: VIS PADDY THRESHER WITH ELECTRIC MOTOR MOTOR: 3HP ELECTRIC MOTOR SPEED: 1440 RPM
98		MODEL: VIS PADDY THRESHER WITH PETROL ENGINE ENGINE: 170F/P PETROL ENGINE HP: 7HP
99		MODEL: VIS SINGLE WHEEL EARTH AUGER ENGINE: E48F, 68CC , 2 STROKE PETROL ENGINE POWER: 2.2 KW START: RECOIL DRILLING DIAMETER: 250/300mm DRILLING LENGTH: 800/1000mm
100		MODEL: VIS TROLLEY TYPE EARTH AUGER ENGINE: E48F, 68CC , 2 STROKE PETROL ENGINE POWER: 2.2 KW START: RECOIL DRILLING DIAMETER: 250/300mm DRILLING LENGTH: 800/1000mm
101		MODEL: VIS HAND PUSH EARTH AUGER ENGINE: E48F, 68CC , 2 STROKE PETROL ENGINE POWER: 2.2 KW START: RECOIL DRILLING DIAMETER: 250/300mm DRILLING LENGTH: 800/1000mm
102		EARTH AUGER DRILL BIT DOUBLE FLUTE 1.5"
103		EARTH AUGER DRILL BIT DOUBLE FLUTE 2.36"








104		EARTH AUGER DRILL BIT DOUBLE FLUTE 3"
105		EARTH AUGER DRILL BIT DOUBLE FLUTE 4"
106		EARTH AUGER DRILL BIT DOUBLE FLUTE 6"
107		EARTH AUGER DRILL BIT DOUBLE FLUTE 8"
108		EARTH AUGER DRILL BIT DOUBLE FLUTE 10"
109		EARTH AUGER DRILL BIT DOUBLE FLUTE 12"
110		EARTH AUGER DRILL BIT SINGLE FLUTE 3"









111		EARTH AUGER DRILL BIT SINGLE FLUTE 6"
112		EARTH AUGER DRILL BIT SINGLE FLUTE 8"
113		EARTH AUGER DRILL BIT SINGLE FLUTE 10"
114		EARTH AUGER DRILL BIT SINGLE FLUTE 12"
115		<p>MODEL: VIS AGRI CART PETROL MODEL ENGINE: 170F/P, 7HP</p> <p>FUEL: PETROL</p> <p>BLADES: 24 NO'S OF WETLAND BLADES PLYWOOD BOX WILL BE EXTRA RS.2000</p>
116		<p>MODEL: VIS AGRI CART DIESEL MODEL, WITH ELECTRIC START WITHOUT BATTERY</p> <p>ENGINE: 186FA, 9 HP</p> <p>FUEL: DIESEL</p> <p>BLADES: 32 NO'S OF WETLAND BLADES PLYWOOD BOX WILL BE EXTRA RS.2000</p>
117		VIS 14" FAST BATTERY WEEDER









118		<p>MODEL: VIS 500 AGRI CART PETROL MODEL ENGINE: 170F/P, 7HP FUEL: PETROL BLADES: 24 NO'S OF WETLAND BLADES PLYWOOD BOX WILL BE EXTRA RS.2000</p>
119		<p>MODEL: VIS AGRI CART DIESEL MODEL, WITH ELECTRIC START WITH BATTERY ENGINE: 186FA, 9 HP FUEL: DIESEL BLADES: 32 NO'S OF WETLAND BLADES PLYWOOD BOX WILL BE EXTRA RS.2000</p>
120		<p>MODEL: 135 ER HEAVY DUTY AGRI CART DIESEL ENGINE: 186FA, 9 HP FUEL: DIESEL BLADES: 32 NO'S OF WETLAND BLADES PLYWOOD BOX WILL BE EXTRA RS.2000</p>
121		<p>MODEL: VIS 95DS AGRI CART DIESEL FUEL: DIESEL HP: 6HP BLADES: 32 NO'S OF BLADES WITH END DISK, 4.0/8 TYRES START: MANUAL START. GEARS: 2 FARWARDS & 1 REVVERSE</p>
122		<p>MODEL: VIS 95D-SK AGRI CART DIESEL FUEL: DIESEL HP: 6HP BLADES: 32 NO'S OF BLADES START: MANUAL START AND SELF START WITH BATTERY GEARS: 2 FARWARD AND 1 REVERSE</p>
123		<p>MODEL: VIS S306 WOOD CHIPPER FUEL : PETROL HP : 14HP BLADE LENGTH : 195*55*7 MM MAX POWER : 10KW ENGINE MODEL: 192F/P AIR-COOLING,SINGLE CYLINDER, 4-STROKE (OHV)</p>
124		<p>VIS-1820, WITH GX-35 4STROKE ENGINE</p>

125		<p>MODEL: 1000 JANATHA POWER WEEDER</p> <p>FUEL: PETROL</p> <p>HP: 7HP</p> <p>ENGINE TYPE: 4-STROKE, SINGLE CYLINDER , AIR COOLED, OHV ENGINE.</p> <p>BLADES: 32 BLADES WITH 4.0/8 TYRES</p> <p>START: MANUAL START.</p> <p>GEARS: 2 FORWARD & 1 REVERSE</p>
126		<p>VIS-45 STUBBLE MOWER WEEDER</p> <p>FUEL: PETROL</p> <p>HP: 7HP</p> <p>ENGINE TYPE: 4-STROKE, SINGLE CYLINDER , AIR COOLED, OHV</p> <p>BELT TRANSMISSION</p>
127		<p>VIS-60 STUBBLE MOWER WEEDER</p> <p>FUEL: PETROL</p> <p>HP: 9HP</p> <p>ENGINE TYPE: 4-STROKE, SINGLE CYLINDER , AIR COOLED, OHV</p> <p>BELT TRANSMISSION</p>
128		<p>VIS-WC-R21 WOOD CHIPPER</p> <p>FUEL: PETROL</p> <p>HP: 7HP</p> <p>ENGINE TYPE : RATO 210F, AIR-COOLING,SINGLE CYLINDER, 4-STROKE (OHV)</p> <p>BLADE LENGTH : 150MM</p> <p>WEIGHT : 88KG</p> <p>MAX POWER : 4.4 KW</p>
129		<p>VIS-WC-R42 WOOD CHIPPER</p> <p>FUEL: PETROL</p> <p>HP: 15HP</p> <p>ENGINE TYPE : RATO 420F, AIR-COOLING,SINGLE CYLINDER, 4-STROKE (OHV)</p> <p>BLADE LENGTH : 300MM</p> <p>WEIGHT : 185KG</p> <p>MAX POWER : 8.8 KW</p>
130		<p>MODEL: VIS 720D AGRI CART DIESEL</p> <p>FUEL: DIESEL</p> <p>HP: 9HP</p> <p>START: MANUAL START AND SELF START WITH BATTERY</p> <p>GEARS: 2 FARWARD AND 1 REVERSE</p>









131		<p>MODEL: 1000 JANATHA AGRICART</p> <p>FUEL: PETROL</p> <p>HP: 7HP</p> <p>ENGINE TYPE: 4-STROKE, SINGLE CYLINDER , AIR COOLED, OHV ENGINE.</p> <p>BLADES: 32 BLADES WITH 4.0/8 TYRES</p> <p>START: MANUAL START.</p> <p>GEARS: 2 FORWARD & 1 REVERSE</p>
132		<p>MODEL: VIS -7000-P TRACK WEEDER WITH RIDGER AND PLOUGH</p> <p>FUEL: PETROL</p> <p>HP: 7HP</p> <p>ENGINE TYPE: 4-STROKE, SINGLE CYLINDER , AIR COOLED, OHV ENGINE.</p> <p>START: MANUAL START.</p> <p>GEARS: 2 FORWARD & 1 REVERSE</p>
133		<p>MODEL: VIS -7000-D TRACK WEEDER WITH RIDGER AND PLOUGH</p> <p>FUEL: DIESEL</p> <p>HP: 7HP</p> <p>ENGINE TYPE: 4-STROKE, SINGLE CYLINDER , AIR COOLED, OHV ENGINE.</p> <p>START: MANUAL START.</p> <p>GEARS: 2 FORWARD & 1 REVERSE</p>
134		<p>MODEL: VIS 4X4 T-2000 FOUR WHEEL WEEDER</p> <p>FUEL: PETROL</p> <p>HP: 7HP</p> <p>ENGINE TYPE: 4-STROKE, SINGLE CYLINDER , AIR COOLED, OHV ENGINE.</p> <p>START: MANUAL START.</p> <p>GEARS: 2 FORWARD & 1 REVERSE</p>
135		<p>MODEL: VIS 4X4 T-2000 FOUR WHEEL WEEDER</p> <p>FUEL: PETROL</p> <p>HP: 7HP</p> <p>ENGINE TYPE: 4-STROKE, SINGLE CYLINDER , AIR COOLED, OHV ENGINE.</p> <p>START: MANUAL START& SELF START</p> <p>GEARS: 2 FORWARD & 1 REVERSE</p>
136		<p>MODEL: VIS 4X4 T-2700 FOUR WHEEL WEEDER</p> <p>FUEL: DIESEL</p> <p>HP: 9HP</p> <p>ENGINE TYPE: 4-STROKE, SINGLE CYLINDER , AIR COOLED, OHV ENGINE.</p> <p>START: MANUAL START & SELF START</p> <p>GEARS: 2 FORWARD & 1 REVERSE</p>









S No	IMAGE	NAME
1		VIS 500 BUND MAKER
2		VIS 500 FURROW MAKER
3		VIS 500 ROTARY BUND MAKER (RIDGER)
4		VIS 500 CAGE WHEEL PADDY - I
5		VIS 500 PUDDING AND PLOUGHING
6		VIS 500 CAGE WHEEL SMALL
7		VIS 500 INTER WEEDING GUARD








8		VIS 500 PLOUGH TAIL WITH WHEEL
9		VIS 500 RIDGER-2
10		VIS 500 TYRE WHEEL SET FOR TROLLY ATTACHMENT
11		VIS 500 TROLLY
12		VIS 500 WATER PUMP
13		VIS 500 HIGH PRESSURE SPRAYER
14		VIS 500 LAND PREPARATION SMALL
15		VIS 500 BLUE SPIRAL WHEEL









16		VIS 500 MULCHING SHEET LAYING BED
17		VIS 500 EASY TURN CAGE WHEEL PADDY - II
18		VIS 500 GREEN RIDGER
19		VIS 500 BLADE SET ASSY FOR - DRY LAND
20		VIS 500 CAGE WHEEL SET 2 FOR ROUGH LAND
21		VIS 500 GRASS CUTTER
22		VIS 500 CAGE WHEEL SMALL OD 200
23		VIS 500 CRASH INTER WEEDER









24		VIS 500 WETLAND LEVELLER L20
25		VIS 500 WETLAND LEVELLER L30
26		VIS 500 HUB 2
27		VIS 500 PLOUGH TAIL FLAT
28		VIS 500 LIGHT STAND
29		HTP PUMP STAND
30		VIS 500 YELLOW RIDGER
31		VIS 500 DRY LAND LEVELLER L40









32		VIS 500 DRY LAND CAGE WHEEL
33		VIS 500 KUNTAKA LEVELLER L18
34		VIS 500 INTER CULTIVATOR 18"/24"
35		VIS 500 BLACK RIDGER
36		VIS 500 CAGE WHEEL PADDY - IV EASY TURN
37		VIS 500 PUMP SET STAND
38		VIS 500 HIGH PRESSURE SPRAYER STAND
39		VIS 500 1.25 FEET BLADE SET

40		VIS PADDY WEEDER CAGE WHEEL 400
41		VIS 135E RIDGER BIG I
42		VIS 135E CAGE WHEEL I
43		VIS 135E LEVELLER I
44		VIS 135E RIDGER BIG II
45		VIS 135E CAGE WHEEL II
46		VIS 100BR CAGE WHEEL I
47		VIS 100BR PADDY CAGE WHEEL I

48		VIS 100BR RIDGER I
49		VIS 500 SINGLE SIDE PLOUGH
50		VIS 500 LAND PREPARATION BIG
51		VIS 620 DRY LAND CAGE WHEEL
52		VIS 500 FIXED RIDGER
53		VIS GEAR TYPE WEEDER REAR FIXING MONOBLOCK WATER PUMP SET
54		VIS 9HP ROUND RIDGER
55		ADJUSTIBLE CULTIVATOR STANDARD

56		SQUARE EDGE BED MAKER
57		2 TYNE ADJUSTIBLE RIDGER
58		DISC TYPE DOL MAKER
59		5 TYNE CULTIVATOR
60		ROUND BED MAKER
61		RIDGER CUM REVERSIBLE PLOUGH
62		VIS 3 TYNE CULTIVATOR
63		VIS 5-TYNE CULTIVATOR

64		14 INCH BLADE SET
65		WETLAND DEPTH CONTROL ROD
66		EASY TURN CAGE WHEEL FOR HONDA FJ- 500
67		GROUNDNUT RIDGER
68		VIS 620A-1 EASY TURN PADDY CAGE WHEEL
69		SAAMY THREE ROW SEED DRILL
70		SAAMY 4GL100 REAPER
71		VIS 500 2-1/2 * 2 PUMP





72		VIS-135E EASY TURN CAGE WHEEL-II OD- Ø300
73		ROTARY GRIPPER WHEEL ASSY PETROL- 23 FLAT- FLAT
74		VIS-135E GRIPPER WHEEL ASSY 32 FLAT- FLAT
75		VIS-9000 ATTACHMENT FOR EASY TURN
76		VIS-620A-1 ATTACHMENT FOR EASY TURN
77		VIS-135E HEAVY DUTY EASY TURN CAGE WHEEL-III OD- Ø450
78		VIS-135E EASY TURN CAGE WHEEL-II OD- Ø450
79		VIS-HOSE REEL









80		VIS FURROW MAKER-II
81		VIS FURROW MAKER-III
82		VIS CRASH INTER WEEDER WITH LEVELLER
83		VIS PETROL PADDY CAGE WHEEL
84		VIS 135E HEAVY ROUGH LAND CAGE WHEEL
85		VIS PADDY WEEDING WHEEL
86		VIS 135E RIDGER BIG-III
87		4 FEET FURROW MAKER









88		IRON CAGE WHEEL
89		PADDY WEEDING WHEEL SPECIAL
90		FURROW MAKER HEAVY DUTY-1*2.5'
91		VIS PREMIUM RIDGER
92		DOL(MED) MAKER DIESEL
93		RIDGER WITH LOWER LINK
94		SINGLE SIDE PLOUGH-II
95		9HP ROUND RIDGER EXTRA LONG

96		1 FEET/ 12" BLADES SET
97		8"+4" DIESEL SPLIT MODEL ROUND RIDGER
98		VIS W680 RIDGER FOR BABY WEEDER
99		PADDY WEEDING WHEEL-6 INCHES
100		DOUBLE ROUND RIDGER (DIESEL CUM PETROL)
101		DOUBLE ROUND RIDGER DIESEL
102		VIS EASY TURN CAGE WHEEL FOR GROUND NUT
103		VIS SPECIAL RIDGER

104		VIS W680 ROUND RIDGER
105		SELF PRIMING 2*2 WEEDER PTO SIDE FIXING PUMP FOR 7 HP PETROL WEEDERS
106		Φ400*300 EASY TURN CAGE WHEEL
107		PADDY WEEDING WHEEL FOR BUSH CUTTERS
108		6.5 INCHES 5 ROW PADDY WEEDER
109		VIS KEERAI PATTHI MAKER
110		VIS ADJUSTIBLE LEVELLER, 3-4 FEET
111		POWER WEEDER SEED DRILL DOUBLE BOX

112		VIS DEEP TILLING BLADES
113		VIS PADDY CAGE FOR DEEP SOIL
114		VIS BACK ROTARY POWER WEEDER SEATING ATTACHMENT CONNECTOR
115		VIS POWER WEEDER SEATING ATTACHMENT
116		VIS DUST COLLECTOR
117		VIS PADDY FIELD PREPARATION BLADE SET WITH LEVELLER
118		VIS POWER WEEDER SEATING ATTACHMENT- STANDARD MODEL
119		VIS PETROL DRY LAND CAGE WHEEL PADDY









120		VIS DIESEL ROUND RIDGER-EXTENDED MODEL
121		VIS PADDY WEEDER EXTENSION SHAFT
122		3 FEET ROUND RIDGER
123		VIS POWER WEEDER SEATING ATTACHMENT- ECONOMY MODEL
124		VIS AGRI CART ATTACHMENT-PETROL MODEL
125		VIS AGRI CART ATTACHMENT-DIESEL MODEL
126		VIS PADDY WEEDING WHEEL SMALL FOR BUSH CUTTERS
127		SELF PRIMING 3*3 WEEDER PTO SIDE FIXING PUMP FOR 7 HP PETROL WEEDERS









128		SELF PRIMING 3*3 WEEDER PTO SIDE FIXING PUMP FOR 9 HP DIESEL WEEDERS
129		SELF PRIMING 2*2 WEEDER PTO SIDE FIXING PUMP FOR 9 HP DIESEL WEEDERS
130		VIS REAR FIXING SPRAYER PUMP FOR 7 HP PETROL WEEDERS
131		VIS REAR FIXING SPRAYER PUMP FOR 9 HP DIESEL WEEDERS
132		VIS AGRICART EASY TURN ADOPTOR - DIESEL
133		VIS AGRICART EASY TURN ADOPTOR - PETROL
134		VIS FLOAT ASSY
135		Ø400 HEAVY DUTY AGRI CART CAGE WHEEL









136		VIS 9" BLUE SPIRAL WHEEL
137		VIS EASY START RECOIL Assay-I
138		VIS EASY START RECOIL Assay-II
139		VIS 135E DIESEL AGRI CART 3*3 CARRIER
140		VIS AGRI CART FOOT REST
141		VIS 135E 9HP DIESEL AGRI CART TOP ROOF ATTACHMENT
142		VIS AGRICART ATTACHMENT LIFTER
143		VIS ADJUSTIBLE EXTENDED DRIVER SEAT ASSEMBLY

144		VIS AGRICART WOODEN FOOTREST
145		VIS BAANI ATTACHMENT FRAME ASSEMBLY
146		VIS BAANI ATTACHMENT RIDGER
147		VIS BAANI ATTACHMENT ASSEMBLY WITH 2 RIDGERS
148		VIS TROLLEY FIXING ATTACHMENT WITH TROLLEY FOR TWO WHEELERS
149		VIS TROLLEY ATTACHMENT FOR AGRI CART
150		VIS DEPTH CONTROL ROD SYSTEM FOR AGRI CART
151		VIS EASY TURN PETROL PADDY CAGE WHEEL

152		VIS EASY START RECOIL - PETROL
153		VIS SLIM CAGE WHEEL FOR PETROL AND DIESEL WIDTH - 5" HEIGHT - 25"
154		VIS PETROL ROUND RIDGER-DETACHABLE MODEL 15"+15"
155		VIS EASY TURN PADDY CAGE WHEEL FOR DIESEL AGRICART
156		VIS EXTENSION SHAFT FOR 9HP DIESEL WEEDER
157		VIS HUB - 3
158		VIS MULCHING SHEET LAYING BED WITH SEATING ATTACHMENT
159		VIS STRAWBERRY ADJUSTABLE BED MAKER 2-4 FEET

160		VIS STRAWBERRY BED MAKER WIDTH - 2 FEET HEIGHT - 1 FEET
161		VIS POWER WEEDER SEATING ATTACHMENT - HEAVY DUTY MODEL
162		VIS GRASS MOVER FOR GEAR WEEDER
163		VIS GRASS MOVER FOR BELT WEEDER
164		VIS JACKY FOR PETROL WEEDER
165		VIS JACKY FOR DIESEL WEEDER
166		VIS AGRICART FRONT CAGE WHEEL
167		VIS 135E STRONG JACKY

168		VIS SPIDER CAGE WHEEL FOR PETROL WEEDER
169		VIS AGRICART PADDY CAGE WHEEL
170		VIS PTO FIXING EARTH AUGER ATTACHMENT - WITHOUT DRILL BIT
171		VIS MULCHING SHEET LAYING BED WITH STANDING ATTACHMENT
172		VIS HOSE REEL WITH LONG STAND
173		VIS 9HP BLADE ADAPTOR IN SINGLE PIPE
174		VIS 18" BLUE SPIRAL WHEEL
175		VIS 720D AGRI CART ATTACHMENT-DIESEL MODEL









176		VIS DIBBLE BAR
177		VIS 4-TYNE CULTIVATOR 3.5 FEET
178		VIS FOUR WHEEL WEEDER LIFTER
179		VIS HIGH SPEED WEEDER CAGE WHEEL
180		VIS FOUR WHEEL WEEDER JACKY
181		VIS TRACK WEEDER SUPPORT ATTACHEMENT FOR STABILITY
182		VIS DOZER ATTACHMENT FOR FOUR WHEEL WEEDER
183		VIS DISC PLOUGH FOR FOUR WHEEL WEEDER



SAAMY[®]
MADE IN INDIA









VIS GARDENING TOOLS LIST

S.NO	IMAGE	DESCRIPTION
A001		TRIMMER HEAD METAL RED HEAVY NO.1
A002		TAP AND GO CHAIN TYPE FOR BRUSH CUTTERS
A003		TRIMMER HEAD METAL RED NO.2
A004		TRIMMER HEAD ALUMINIUM 410 FOR BRUSH CUTTERS
A005		TAP AND GO BLACK HEAVY 400G









A006		TAP AND GO PVC BLACK HEAVY SMALL FOR BUSH CUTTERS
A007		TAP AND GO PVC BLACK BIG , FOR BRUSH CUTTERS
A008		TAP AND GO BLUE
A009		TRIMMER HEAD 469 FOR BUSH CUTTERS
A010		TAP AND GO ORANGE
A011		WHEEL TYPE TRIMMER FOR BRUSH CUTTERS
A012		TAP AND GO PVC RED FOR BRUSH CUTTERS
A013		SCISSOR-7

A014		SCISSOR-6
A015		SCISSOR-1
A016		SCISSOR-2
A017		SCISSOR-4
A018		SCISSOR-3 BIG
A019		100 TEETH BLADE FOR BRUSH CUTTERS
A020		2 TEETH BLADES FOR BRUSH CUTTERS
A021		3 TEETH BLADE FOR BRUSHCUTTERS

A022		FOLDING SAW
A023		16" GARDEN SAW
A024		HANDLE SAW
A025		TRIMMER LINE-1
A026		TRIMMER LINE-2
A027		1 FEET STRAIGHT GUN
A028		1 FEET BENT GUN
A029		2 FEET YELLOW STRAIGHT GUN


A030		2 FEET ORANGE STRAIGHT GUN
A031		2 FEET ORANGE BEND GUN
A032		3 FEET GREEN STRAIGHT GUN
A033		3 FEET BLACK STRAIGHT GUN
A034		3 FEET ORANGE STRAIGHT GUN
A035		3 FEET RED BEND GUN
A036		2 FEET ORANGE STRAIGHT GUN WITH END RED CUP
A037		VIS TWISTED WIRE-8"









A038		VIS TWISTED WIRE-6"
A039		VIS BLADES FOR BRUSH CUTTER 1 (G/T-BS-4)
A040		VIS BLADES FOR BRUSH CUTTER 2 (G/T-BS-7)
A041		VIS BLADES FOR BRUSH CUTTER 3 (G/T-BS-1)
A042		VIS BLADES FOR BRUSH CUTTER 4 (G/T-BS-2)
A043		VIS BLADES FOR BRUSH CUTTER 5 (G/T-BS-3)
A044		VIS BLADES (G/T-BS-6)
A045		TELESCOPIC EXTENSION ROD-3.2 METERS









A046		TELESCOPIC EXTENSION ROD-4.5 METERS
A047		TELESCOPIC EXTENSION ROD-6 METERS
A048		VIS STIRRUP HOE 10 INCHES WITHOUT HANDLE
A049		VIS CULTI RAKE SMALL WITHOUT HANDLE
A050		VIS GARDEN RAKE-16 TEETH WITH HANDLE
A051		VIS CULTIWEEDER LARGE WITH HANDLE
A052		VIS FRUIT PICKER WITHOUT HANDLE
A053		VIS STIRRUP HOE 5.5 INCHES WITHOUT HANDLE

A054		VIS CULTIWEEDER SMALL WITH HANDLE
A055		VIS STIRRUP HOE 7.5 INCHES WITHOUT HANDLE
A056		VIS GARDEN RAKE-12 TEETH WITH HANDLE
A057		VIS SINGLE WHEEL HARROW
A058		VIS CULTIWEEDER SHORT HANDLE FOR KITCHEN GARDEN
A059		VIS STANDARD D HANDLE WITH WOODEN GRIP
A060		VIS PETROL CHAIN SAW
A061		VIS ELECTRIC CHAIN SAW

A062		VIS BATTERY OPERATED CHAIN SAW-8"
A063		VIS CHAIN SAW ADAPTER
A064		VIS CHAIN SHARPENER
A065		VIS KAWASAKI SIDE BACK BUSH CUTTER
A066		VIS SIDE BACK BUSH CUTTER
A067		VIS BATTERY BUSH CUTTER
A068		VIS 4 STROKE SIDE BACK BUSH CUTTER
A069		VIS 26mm GEARBOX FOR BUSH CUTTERS

A070		VIS CAR WASH
A071		8.5mm*50mts HOSE
A072		10mm*100mts HOSE
A073	 	30W SPRAYER WITH 168FB/P ENGINE
A074		VIS 768 SPRAYER
A075		CHAIN FOR BATTERY CHAIN SAW- L-8"
A076		CHAIN FOR PETROL CHAIN SAW-L-18"
A077		VIS BATTERY OPERATED DOUBLE BLADE HEDGE TRIMMER

A078		VIS BATTERY OPERATED SINGLE BLADE HEDGE TRIMMER
A079		VIS 2 STROKE BACK PACK BUSH CUTTER WITH 3T & 80T BLADE
A080		VIS 4 STROKE BACK PACK BUSH CUTTER WITH A 3T,80T AND A TRIMMER HEAD
A081		VIS HEDGE TRIMMER SINGLE BLADE WITH 32CC ENGINE
A082		VIS HEDGE TRIMMER DOUBLE BLADE FOR 26mm BUSH CUTTERS
A083		VIS HEDGE TRIMMER DOUBLE BLADE FOR 28mm BUSH CUTTERS
A084		VIS 1.5"*1.5" WATER PUMP ATTACHMENT FOR 26mm BUSH CUTTERS
A085		VIS 1.75"*1.5" WATER PUMP ATTACHMENT FOR 28mm BUSH CUTTERS

A086		VIS POLE SAW FOR 26mm BUSH CUTTERS
A087		VIS POLE SAW FOR 28mm BUSH CUTTERS
A088		VIS PADDY FIELD TRIMMER HEAD
A089		VIS CROP CUTTER
A090		VIS 28mm GEARBOX FOR BUSH CUTTERS
A091		VIS SAAMY 3 KV GENSET RATED VOLTAGE - 230V RATED FREQUENCY - 50HZ RATED OUTPUT - 2.5 KW MAX OUTPUT - 3KW
A092		VIS SAAMY 5 KV GENSET
A093		VIS SAAMY 7 KV GENSET

A094		VIS SAAMY 10 KV GENSET
A095		VIS WALKING STICK - SIMPLE ONE
A096		VIS WALKING STICK - COLLAPSIBLE
A097		VIS 2 IN 1 PRUNING SAW
		
S.NO	IMAGE	DESCRIPTION
1		VIS-500 /FJ-500 BLADE
2		DRY LAND / FJ-300 BLADE

3		WETLAND BLADE/ C-TYPE BLADE
4		9HP HEAVY DUTY BLADE
5		VIS-620A-1- TILLING BLADE
6		VIS-620A-1- DITCHING BLADE
7		9HP BLADE

